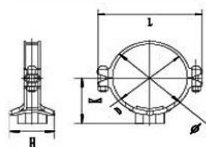


Mechanical Tees



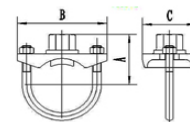
Mechanical Tee Grooved



Mechanical Tee Threaded



U Bolt Mechanical Tee

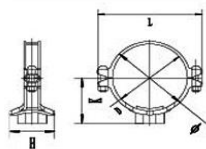


Normal Size mm-inch	(D) Pipe O.D. mm-inch	Working Pressure Bar/PSI	(L) Length and (d) Ø Diamter in mm-inch					
			Mechanical Tee Grooved		Mechanical Tee Threaded		U Bolt Mechanical Tee	
			length	diameter	length	diameter	length	diameter
1x3/4"	33,7-1.327"	20,7/300					84	26-1.033"
1¼ x ½"	42,4-1.669"	20,7/300					90	21-0.827"
1¼ x ¾"	42,4-1.669"	20,7/300					90	26-1.033"
1¼ x 1"	42,4-1.669"	20,7/300					90	33,7-1.327"
1½ x ½"	48,3-1.900"	20,7/300					96	21-0.827"
1½ x ¾"	48,3-1.900"	20,7/300					96	26-1.033"
1½ x 1"	48,3-1.900"	20,7/300			112	33,7-1.326"	96	33,7-1.326"
2 x ½"	60,3-2.375"	20,7/300			116	21-0.827"	96	21-0.827"
2 x ¾"	60,3-2.375"	20,7/300			116	26-1.033"	96	26-1.033"
2 x 1"	60,3-2.375"	20,7/300			116	33,7-1.326"	96	33,7-1.326"
2 x 1¼"	60,3-2.375"	20,7/300	116	42,4-1.669"	116	42,4-1.669"		
2 x 1½"	60,3-2.375"	20,7/300	116	48,3-1.900"	116	48,3-1.900"		
2½ x ½"	73,0-2.875"	20,7/300			144	21-0.827"	110	21-0.827"
2½ x ¾"	73,0-2.875"	20,7/300			144	26-1.033"	110	26-1.033"
2½ x 1"	73,0-2.875"	20,7/300	144	33,7-1.326"	144	33,7-1.326"	110	33,7-1.326"
2½ x 1¼"	73,0-2.875"	20,7/300	144	42,4-1.669"	144	42,4-1.669"		
2½ x 1½"	73,0-2.875"	20,7/300	144	48,3-1.900"	144	48,3-1.900"		
2½ x ¾"	76,1-3.000"	20,7/300			144	21-0.827"	110	21-0.827"
2½ x ¾"	76,1-3.000"	20,7/300			144	26-1.033"	110	26-1.033"
2½ x 1"	76,1-3.000"	20,7/300	144	33,7-1.326"	144	33,7-1.326"	110	33,7-1.326"
2½ x 1¼"	76,1-3.000"	20,7/300	144	42,4-1.669"	144	42,4-1.669"		
2½ x 1½"	76,1-3.000"	20,7/300	144	48,3-1.900"	144	48,3-1.900"		
2½ x 2"	76,1-3.000"	20,7/300			144	60,3-2.375"		
3 x ½"	88,9-3.500"	20,7/300			152	21-0.827"		
3 x ¾"	88,9-3.500"	20,7/300			152	26-1.033"		
3 x 1"	88,9-3.500"	20,7/300	152	33,7-1.326"	152	33,7-1.326"		
3 x 1¼"	88,9-3.500"	20,7/300	152	42,4-1.669"	152	42,4-1.669"		
3 x 1½"	88,9-3.500"	20,7/300	152	48,3-1.900"	152	48,3-1.900"		
3 x 2"	88,9-3.500"	20,7/300	152	60,3-2.375"	152	60,3-2.375"		
3 x 2½"	88,9-3.500"	20,7/300	152	73,0-2.875"				
3 x 2½"	88,9-3.500"	20,7/300	152	76,1-3.000"	152	76,1-3.000"		
4 x ½"	114,3-4.500"	20,7/300			188	21-0.827"		
4 x ¾"	114,3-4.500"	20,7/300			188	26-1.033"		
4 x 1"	114,3-4.500"	20,7/300	188	33,7-1.326"	188	33,7-1.326"		
4 x 1¼"	114,3-4.500"	20,7/300	188	42,4-1.669"	188	42,4-1.669"		
4 x 1½"	114,3-4.500"	20,7/300	188	48,3-1.900"	188	48,3-1.900"		
4 x 2"	114,3-4.500"	20,7/300	188	60,3-2.375"	188	60,3-2.375"		
4 x 2½"	114,3-4.500"	20,7/300	188	73,0-2.875"	188	73,0-2.875"		
4 x 2½"	114,3-4.500"	20,7/300	188	76,1-3.000"	188	76,1-3.000"		
4 x 3"	114,3-4.500"	20,7/300	188	88,9-3,500"	188	88,9-3,500"		
5 x 1"	139,7-5.500"	20,7/300			210	33,7-1.326"		
5 x 1¼"	139,7-5.500"	20,7/300			210	42,4-1.669"		
5 x 1½"	139,7-5.500"	20,7/300			210	48,3-1.900"		
5 x 2"	139,7-5.500"	20,7/300	210	60,3-2.375"	210	60,3-2.375"		

Mechanical Tees



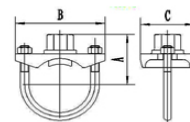
Mechanical Tee Grooved



Mechanical Tee Threaded



U Bolt Mechanical Tee



Normal Size mm-inch	(D) Pipe O.D. mm-inch	Working Pressure Bar/PSI	(L) Length and (d) Ø Diamter in mm-inch					
			Mechanical Tee Grooved		Mechanical Tee Threaded		U Bolt Mechanical Tee	
			length	diameter	length	diameter	length	diameter
5 x 2½"	139,7-5.500"	20,7/300	210	76,1-3.000"	210	76,1-3.000"		
5 x 3"	139,7-5.500"	20,7/300	210	88,9-3,500"	210	88,9-3,500"		
6 x 1"	165,1-6.500"	20,7/300			242	33,7-1.326"		
6 x 1¼"	165,1-6.500"	20,7/300			242	42,4-1.669"		
6 x 1½"	165,1-6.500"	20,7/300			242	48,3-1.900"		
6 x 2"	165,1-6.500"	20,7/300	242	60,3-2.375"	242	60,3-2.375"		
6 x 2½"	165,1-6.500"	20,7/300	242	73,0-2.875"				
6 x 2½"	165,1-6.500"	20,7/300	242	76,1-3.000"	242	76,1-3.000"		
6 x 4"	165,1-6.500"	20,7/300	242	88,9-3,500"				
6 x 5"	165,1-6.500"	20,7/300	242	114,3-4.500"				
6 x 1"	168,3-6.625"	20,7/300			247	33,7-1.326"		
6 x 1¼"	165,1-6.500"	20,7/300	247	42,4-1.669"	247	42,4-1.669"		
6 x 1½"	168,3-6.625"	20,7/300	247	48,3-1.900"	247	48,3-1.900"		
6 x 2"	168,3-6.625"	20,7/300	247	60,3-2.375"	247	60,3-2.375"		
6 x 2½"	168,3-6.625"	20,7/300	247	73,0-2.875"	247	73,0-2.875"		
6 x 2½"	168,3-6.625"	20,7/300	247	76,1-3.000"	247	76,1-3.000"		
6 x 3"	168,3-6.625"	20,7/300	247	88,9-3,500"	247	88,9-3,500"		
6 x 4"	168,3-6.625"	20,7/300		114,3-4.500"				
8 x 1"	219,1-8.625"	20,7/300			310	33,7-1.326"		
8 x 1¼"	219,1-8.625"	20,7/300			310	42,4-1.669"		
8 x 1½"	219,1-8.625"	20,7/300			310	48,3-1.900"		
8 x 2"	219,1-8.625"	20,7/300	309	60,3-2.375"	310	60,3-2.375"		
8 x 2½"	219,1-8.625"	20,7/300			310	73,0-2.875"		
8 x 2½"	219,1-8.625"	20,7/300	309	76,1-3.000"	310	76,1-3.000"		
8 x 3"	219,1-8.625"	20,7/300	309	88,9-3,500"	310	88,9-3,500"		
8 x 4"	219,1-8.625"	20,7/300	309	114,3-4.500"	310	114,3-4.500"		
8 x 6"	219,1-8.625"	20,7/300	309	168,3-6.625"				